

EAB NAVIGATE Student Appointment Training

Statistics, College of Science





TEXAS A&M UNIVERSITY
Office for Student Success



College of Education


Navigate – 2 easy ways to schedule

Visit Howdy

- Go to **My Record** tab
- Click:  **Navigate – Schedule Advising Appointments**
- Select: 
- Select:
Type Appt. - **Advising Texas A&M University**
College/Reason – **SC – Science Undergraduate Advising**
- Choose:
Reason for Appointment – ex. **SC- General Advising**

Location by major – ex. **SC – STAT– Blocker Bldg. (BLOC), 4th floor**

Appointment **Day & Time**
Review Appointment Details

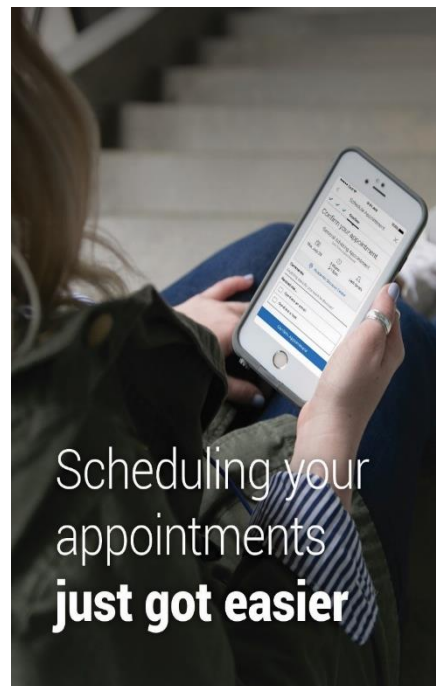
Don't forget to click 

Direct Link - <https://tamu.campus.eab.com/>


Download **Navigate Student app**


No app? No worries! Access online at <https://tamu.guide.eab.com/>

Schedule and track appointments in the app!



Download today!

- Search **Navigate Student** in the app stores
- Select **Texas A&M - College Station**
- Log in using your NetID and password
- Click  to schedule



TEXAS A&M UNIVERSITY
Office for Student Success

To make an appointment, click **Navigate – Schedule Advising Appointments** in My Record on Howdy

The screenshot shows the Howdy website interface. At the top, there is a search bar and navigation tabs including Home, My Record, My Finances, Student Life, Advising, Employee, Research, and My Howdy. Below the navigation is a row of icons for various services like Student Profile, EAS SSC Campus, Compass, Repons, eCampus, Email, Google Drive, Academic Success Center, Study Hub, University Writing Center, Library, My Profile, Class Search, Registration, My Schedule, Degree Planner, Tuition Payment, Financial Aid Portal, and SSO. The main content area is divided into several sections: Registration, Grades and Transcripts, Parent/Guardian Access, Advising Appointments, Academic Resources, and My Information. The 'Advising Appointments' section is highlighted with a red circle, and the link 'NAVIGATE - Schedule Advising Appointments' is circled in red. A red arrow points from the 'ATTENTION' box in the 'Grades and Transcripts' section to the 'NAVIGATE' link.

Registration Options-

Add/Drop for students will remain available until 5pm, January 18, 2019. Students may continue to add courses to their schedule during this time. Course drops are also permitted as long as the student remains enrolled. Students cannot drop all courses during Add/Drop.

Students dropping all courses are considered withdrawals, and must do so in accordance with deadlines & processes described below:

Students needing to drop all spring courses:

- Drop all classes prior to January 14th using 'Add or Drop Classes' below for 100% refund. Cannot drop all classes using 'Add or Drop Classes' beginning January 14th.
- Submit withdrawal request found in My Record tab, to drop all classes on or after January 14th. Students can view withdrawal Refund Information & Deadlines to see applicable refund percentages based on withdrawal date.

Waitlist Update: The final waitlist notifications will be issued the night of January 16, 2019. No additional waitlist notifications will be issued after this date.

- Registration Time Assignment - CS
- Search Class Schedule
- Add or Drop Classes
- Registration Status
- Distance Education Location Update
- Lab Safety Acknowledgment
- Math Placement Exams
- Book Prices

Grades and Transcripts Options-

ATTENTION:

- Expect delays beginning December 13th for transcript orders and delivery due to end of Fall 2018 grading and graduation processing. Before placing your order, review schedule details posted online at: Transcript Order and Processing Schedule Notice.

- Grades
- Important Note About Grades
- Duplicate Diplomas
- Official Transcript
- Unofficial Transcript
- Unofficial Transcript (PDF)
- Holds
- Test Scores
- Credit By Examination
- TSI and Core Curriculum

Parent/Guardian Access Options-

Add or Edit Access

Select one of the links below to set up parent/guardian access for the related area. Access for billing must be requested separately.

- Academic Records & Campus Services
- Billing

Advising Appointments Options-

NAVIGATE - Schedule Advising Appointments

Academic Resources Options-

- Undergraduate Education
- Graduate Education
- Academic Information
- Academic Programs

My Information Options-

The new 'My Profile' icon in Howdy provides a one-stop view of your personal information, registration time tickets, holds, registered courses, financial aid, and billing data. Your personal information can be viewed and updated in 'My Profile' by clicking the pencil icon in the Student Information panel.

- Student Information
- View Certified Dependent

My Schedule Options-

University Student Learning Outcomes Options-

University Student Learning Outcomes



Step One: Student selects Get Assistance from home page


Student Home ▾

[Class Information](#) [Reports](#) [Calendar](#) [Send a Message](#)

Classes This Term

Actions ▾

<input type="checkbox"/>	CLASS NAME	PROFESSOR	DAYS/TIMES	MID	FINAL
This student is not enrolled in any classes in the current term.					



[Get Assistance](#)

Quick Links

- [Take me to...](#)
- [Schedule a General Event](#)
- [School Information](#)
- [Download Center for Reports](#)

Upcoming Appointments

You have no upcoming appointments.



Step Two: Student selects the Type of Appointment, the College or Office, and Reason for Appointment

Schedule Appointment

What type of appointment would you like to schedule?

Advising Texas A&M University

Select your college or reason for appointment. If you do not know your college visit www.tamu.edu/collegelf you do not see your unit, please contact your advisor for instructions on how to schedule.

SC - Science Undergraduate Advising

What is the specific reason for your visit?

SC - General Advising

-- please choose one --

SC - Change of Major and Minor (Advising/Questions)

SC - General Advising

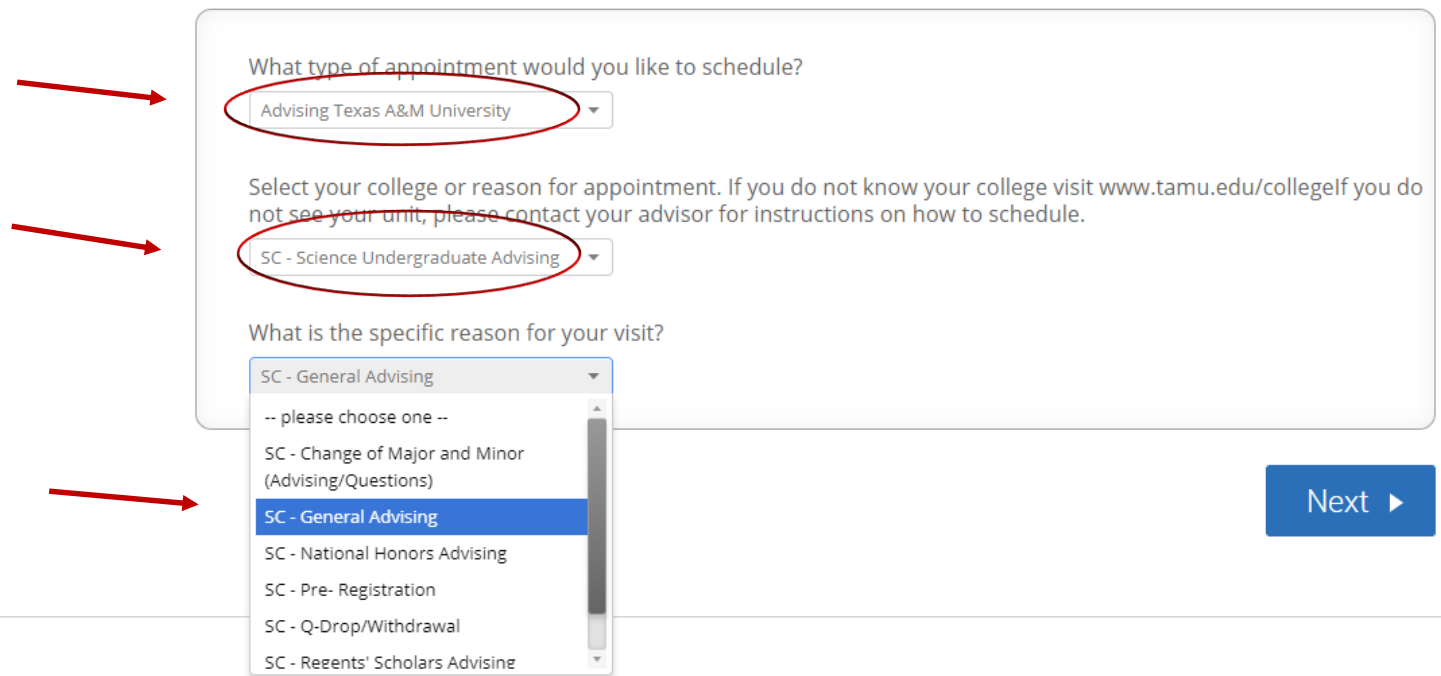
SC - National Honors Advising

SC - Pre- Registration

SC - Q-Drop/Withdrawal

SC - Regents' Scholars Advisine

Next ▶



Step Three: Student chooses location associated with major and an available or assigned advisor

Schedule Appointment

Choose the location associated with your major. Visit <http://www.tamu.edu/about/departments.html> for additional help.

or assigned advisor if applicable.

SC - STAT - Blocker Bldg. (BLOC), Roo...
SC - CHEM - Chemistry Bldg. (CHEM), Room 104
SC - MATH - Blocker Bldg. (BLOC), Room 241
SC - PHYS ASTR - Mitchell Physics Bldg. (MPHY), Room 156
SC - STAT - Blocker Bldg. (BLOC), Room 404

Next ▶



Step Four: Student picks a date and time for appointment

Schedule Appointment

< Times From July 07 To July 11 >

Sun, Jul 07	Mon, Jul 08	Tue, Jul 09	Wed, Jul 10	Thu, Jul 11
Morning N/A	Morning N/A	Close	Morning N/A	Morning N/A
Afternoon N/A	Afternoon N/A	8:00am 8:30am 9:00am 9:30am 10:00am	Afternoon N/A	Afternoon N/A

* All times listed are in Central Time (US & Canada). refreshed at 3:59pm CDT.

Request [View Drop-in Times](#)

◀ Back Next ▶



Step Five: Student confirms appointment

Schedule Appointment

Your appointment has not been scheduled yet. Please review and click Confirm Appointment to complete.

Appointment Details

Who: Shelby Salmons with Alyssa Brigham

Why: SC - General Advising

When: Tuesday, July 09
10:00am - 10:30am

Where: SC - STAT - Blocker Bldg. (BLOC), Room 404

Additional Details

Is there anything specific you would like to discuss with Alyssa ?

Comments for your staff...

Send Me an Email

Send Me a Text

Please provide your mobile number

Phone Number

Please use this comment box to explain what you would like to discuss in your appointment.



◀ Back

Confirm Appointment



TEXAS A&M UNIVERSITY
Office for Student Success

Step Six: Student receives appointment confirmation

Schedule Appointment

Success! Your Appointment Has Been Created

Appointment Details

Who: Shelby Salmons with Alyssa Brigham

Why: SC - General Advising

When: Tue Jul 09, 2019 10:00 am - 10:30 am

Where: SC - STAT - Blocker Bldg. (BLOC), Room 404

What would you like to do now?

[Create Another Appointment](#)

[View My Calendar](#)

[Go Home](#)



TEXAS A&M UNIVERSITY
Office for Student Success

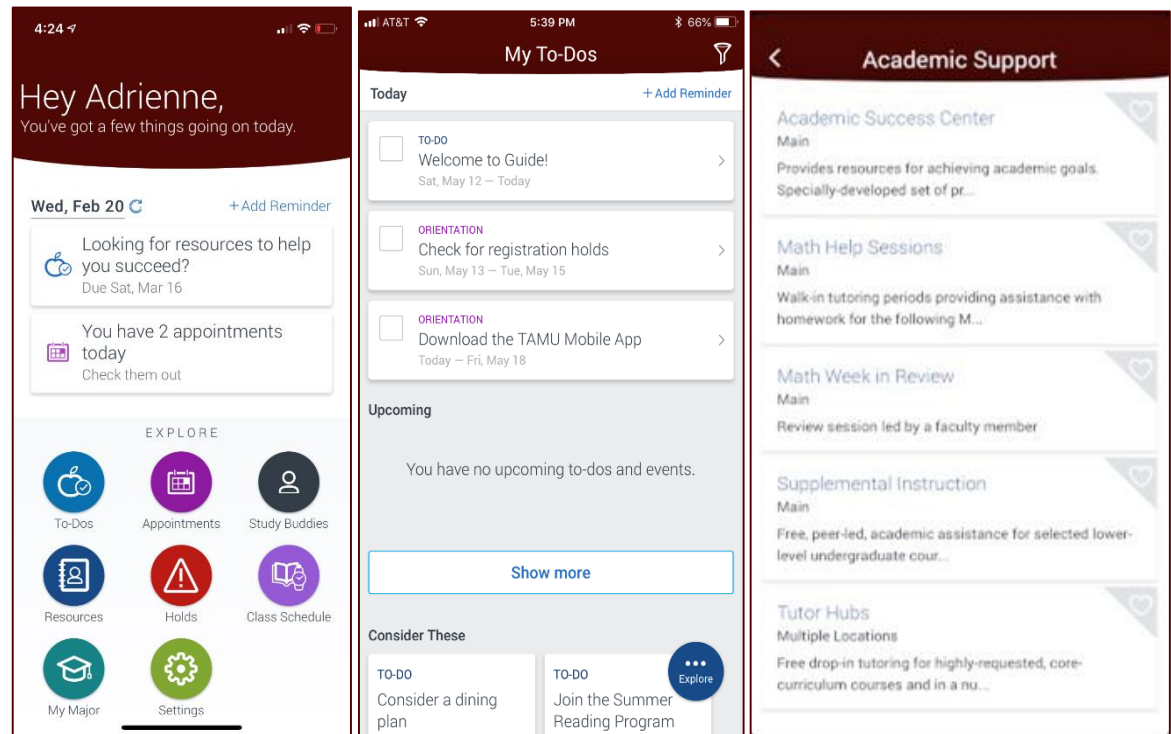
Get to graduation using the Navigate Student app



Download **Navigate** today!

- Search **Navigate Student** in the app stores to download
- Select Texas A&M University – College Station
- Log in using your NetID and password

New - Schedule your appointments in the app



TEXAS A&M UNIVERSITY
Office for Student Success



If you have any questions or concerns...

College of Science Statistics

Please email undergraduate@stat.tamu.edu with any questions or if you are having difficulty scheduling an appointment.



TEXAS A&M UNIVERSITY
Office for Student Success